

On a Stag-beetles of the Genus *Neolucanus*  
THOMSON from the Ryûkyûs.  
(Coleoptera, Lucanidae)

Hiroyuki SAKAINO

Minamiazabu 3-6-17, Minato-ku, Tokyo 106, Japan

The Oriental genus *Neolucanus* THOMSON is mainly distributed in Indo-China and Southern China. In Japan, two species of this genus, have been known from the Ryûkyû Islands: *N. saundersi protogenetivus* Y. KUROSAWA known from the Amami group, *N. saundersi insulicola* Y. KUROSAWA and *N. insularis* MIWA known from the Yaéyama group, but unknown from Okinawa Is.

These species are rare in any habitats, and singular life style for Japanese Stag-beetles. Adults of any species appeared in the autumn and the winter. Consequently, up to the present, have been collected few specimens.

Recently, however, I had a chance to examine many specimens of this genus collected in Okinawa Is.. In the present paper, the results of taxonomic examination on the species of Amami-Oshima Is. and Okinawa Is. are presented.

*Neolucanus protogenetivus* Y. KUROSAWA, stat. nov.

*Neolucanus saundersi protogenetivus* Y. KUROSAWA, 1976, Bull Natn. Sci. Mus., Ser. A (Zool.), 2(3): 190.

*N. saundersi protogenetivus* Y. KUROSAWA, 1976, described from Amami-Oshima Is., is not subspecies of *N. saundersi* PARRY, 1864, described from North India, but an endemic species of the Ryûkyû Islands (Amami and Okinawa group). The points distinguishing this species, *N. protogenetivus*, from *saundersi* PARRY, and other allied species in the Continent and Formosa, are as follows: in male, (1) Almost black, sometimes blackish brown, not distinctly shining, all over of the upper surface feebly punctured. (2) Body rather depressed, head and pronotum slightly but more short and broad. (3) Mandibles, in large specimens, slender, but not longer than head breadth, slightly curved as sigmoid in lateral aspect, curved into the inside at apical third; one erect dentation produced on near of the tip, with four or five small teeth on the tip part of inner side, posterior two or three teeth fused and rather flat developed. In medium and small specimens, short and robust, broaden at base; the teeth extend to the base, irregularly serrate at the inner edge. (4) Oculo-frontal ridge, triangular, widest in anterior margin, and it is sinuated, lateral margin narrower behind.

Length: 40–51mm (without mandibles), 48–66mm (with mandibles); width 19.5–24.5mm.

In female, similar to other allied species, but oculo-frontal ridge oblique in front,




Fig. 1. Variation of *Neolucanus protogenetivus okinawanus* SAKAINO, subsp. nov. a-e, Male; f. female. e, Holotype; f, allotype.

lateral margin parallel truncatus.

Length: 42-55mm (with mandibles); width: 19-23mm.

*Neolucanus protogenetivus protogenetivus* Y. KUROSAWA

(Fig. 2. b, 4. b)

Very dark blackish brown, not entirely black. Mandibles, short and robust, inner small teeth irregularly fused and rather flat developed, a very small erect dentation produced on near of the tip. Oculo-frontal ridge, triangular, widest in anterior margin, and it is sinuated, lateral margin narrower behind.

Length: male 41-43mm (without mandibles), 48.5-52mm (with mandibles); female 47-48mm (with mandibles). Width: male 20-21mm; female 22-22.6mm.

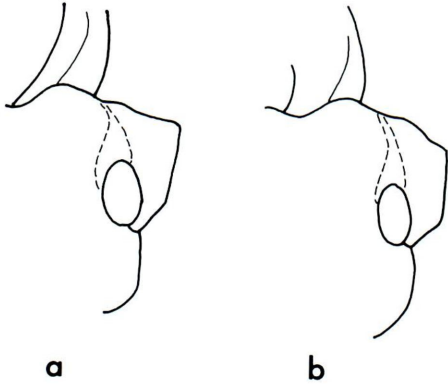


Fig. 2. Head of *Neolucanus protogenetivus* subsp. male, in dorsal view. a, *N. protogenetivus okinawanus* SAKAINO, subsp. nov., from Okinawa Is.. b, *N. protogenetivus protogenetivus* Y. KUROSAWA, from Amami-Oshima Is..

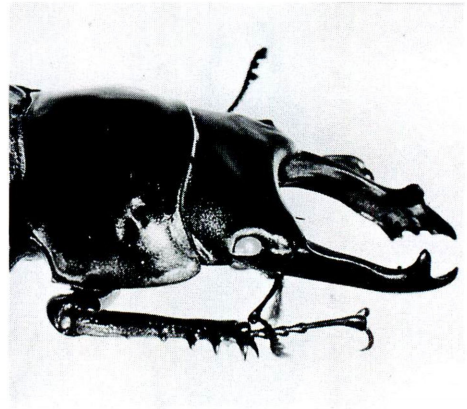


Fig. 3. Head of the maximum male of *Neolucanus protogenetivus okinawanus* SAKAINO, subsp. nov., in lateral view.

*Specimens examined*: 1♂, Nishikata-son (Setouchi-chô at present), Amami-Oshima Is., 25. ix. 1937, Y. Maki leg. (holotype); 2♀♀, Mt. Yuwan-dake, Amami-Oshima Is., 29. ix. 1937, Y. Maki leg. (allotype and a paratype); 1♂, Mt. Yuwan-dake, 14. x. 1974, M. Ôishi leg.; 1♂, Setouchi-chô, 12. x. 1976, K. Unno leg. 1♂, Funcha, 30. ix. 1982, T. Mizunuma leg. 1♀, Onkachi, 30. ix. 1982, T. Mizunuma leg.; 1♀, Mt. Yuwan-dake, 29. ix. 1982, T. Mizunuma leg.

Distribution; Ryûkyû Islands (Amami group).

*Neolucanus protogenetivus okinawanus* SAKAINO, subsp. nov.

(Fig. 1. a–f, 2. a, 3. a, 4. a)

Differing from the nominate subspecies from the Amami-Oshima Is. in the following points: the oculo-frontal ridge more strongly produced lateroanteriorly with the posterior angle produced; body entirely black, not reddish; punctures rather distinct, less shining and rather mat.

Length: male 40–51mm (without mandibles), 48–66mm (with mandibles); female 42–55mm (with mandibles). Width: male 19.5–24.5mm, female 19–23mm.

*Type series*: Holotype; 1♂, Mt. Yonaha-dake, Okinawa Is. 1. xi. 1979, S. Okajima leg.; Allotype; 1♀, same date as the holotype. Paratypes; 1♂, Oku-river, 18. xi. 1977, I. Hiura leg.; 3♂♂, Oku-river, 14. xi. 1978, H. Sakaino leg.; 2♂♂, Mt. Yonaha-dake, 13. xi. 1978, H. Sakaino leg.; 5♂♂, Mt. Yonaha-dake, 29. x. 1979, S. Okajima leg.; 3♂♂, Mt. Yonaha-dake, 29. x. 1979, T. Matsumoto leg.; 1♂, Gaji-rindô, 29. x. 1979, T. Yanaga leg.; 1♂, Benoki-river, 29. x. 1979, T. Yanaga leg.; 10♂♂, Mt. Yonaha-dake, 20. x. 1982, T. Mizunuma leg.; 1♀, Yona-river, 7. x. 1971, Y. Uémura leg.; 2♀♀, Mt. Yonaha-dake, 29. x. 1979, S. Okajima leg.; 1♀, Mt. Yonaha-dake, 29. x. 1979, T. Matsumoto leg.; 5♀♀, Mt.






Fig. 4. *Neolucanus protogenetivus* subsp., minimum male, dorsal view. a, *N. protogenetivus okinawanus* SAKAINO, subsp. nov., from Okinawa Is.. b, *N. protogenetivus protogenetivus* Y. KUROSAWA, from Amami-Oshima Is..

Yonaha-dake, 20. x. 1982, T. Mizunuma leg.; 1♂ 1♀, Yona, 13. x. 1983, H. Fujita leg.; 5♂♂ 3♀♀, Ié-rindô, 15. x. 1983, H. Fujita leg.

The holotype and allotype are preserved in the National Science Museum (Nat. Hist.), Tokyo. The paratypes are in the author's and other collector's collections.

Distribution; Ryûkyû Islands (Okinawa Is.)

*Notes;* As a result of above, *Neolucanus protogenetivus* Y. KUROSAWA known from the Amami group (including Tokunoshima Is.) and Okinawa Is. For the present, however, in the Amami group, it have not been collected large specimens of equaled Okinawa Is.. Because, it is impossible that make a comparative study of the both large specimens, but the specific characters common to the both small specimens also, and author considered both of them to be similar species.

### Acknowledgement

The author wishes to express his cordial to Messrs. Isamu HIURA, Kiyoyuki, MIZUSAWA, Kazuo UNNO, Yoshinobu UÉMURA, Toshio YANAGA, Testuo MIZUNUMA, Toshinobu MASTUMOTO, and Mrs. Miyako ÔISHI, for their kindness in supplying with valuable materials, to Mr. Hiroshi FUJITA for his help in facilities for publication, and to Mr. Hirotaka MASTUKA for taking photographs inserted in this paper. Deep thanks are also due to Dr. Yoshihiko KUROSAWA of the National Science Museum, Tokyo, and Dr. Shûji OKAJIMA of Laboratory of Entomology, Tokyo University of Agriculture,

for their kind guidance in preparing the manuscript of this paper.

### References

- DUDICH, E., 1923. Eine neue *Neolucanus*-Art aus Formosa. *Ent. Blätter, Berlin*, 19: 17—18.  
 HOUBERT, C., 1912. Description de deux especes nouvelles appartenant au genre *Neolucanus*. *Insecta*, 2: 193—201.  
 KUROSAWA, Y., 1964. The Stag-beetles of the Amami Islands of the Loo-choos. (Col. Lucanidae) *Kontyû, Tokyo*, 32: 443—447.  
 ———— 1976. Additional Notes on Japanese Stag-beetles. *Bull. Natn. Sci. Mus., Ser. A. (Zool)* 2: 189—195.  
 LACROIX, J.P., 1972. *Neolucanus* nouveaux ou peu connus. (Col. Lucanidae) *Ann. Soc. ent. France* (N. S.), 8: 111—126.  
 POUILLAUDE, I., 1914. Description de *Neolucanus giganteus* n. sp. *Insecta*, 4: 37—41.

### 摘 要

従来、沖縄本島からは*Neolucanus*属の分布は知られていなかったが、今回、新たに同島より発見された種は、本属のどの既知種とも容易に区別できる。一方、奄美大島より知られていたアマミマルバネクワガタは、*N. saundersi* PARRYタテヅノヤルバネクワガタの亜種*protogenetivus* Y. KUROSAWAとして扱われていたが、沖縄本島の種と*protogenetivus*は同種であることが認められた。従って、*protogenetivus*を独立種とし、さらに沖縄本島のもをその亜種*okinawanus* SAKAINO, subsp. nov.として記載した。なお、今のところ奄美大島の標本が少なく、沖縄本島産に匹敵する大型個体が得られていないのが残念であるが、小型個体においても同種と認め得る特徴を十分に備えているので、上記の扱いとした。

和名は、奄美大島のもものではすでに使われているのでそれを存続させ、沖縄本島亜種をオキナワマルバネクワガタとしたい。